

## LESSON 52

# Promised Power

One of Jesus' last instructions to His disciples was that they wait in Jerusalem until the promise of the Father had been sent. So, after His ascension, the disciples returned to Jerusalem. As they were gathered together in the room where they were staying, suddenly there was a sound like a mighty wind, and flames of fire set on each disciple's head.

When the Holy Spirit came upon the disciples, each one began speaking in a language that they didn't know or understand. At this time, many people were in Jerusalem for a feast called Pentecost. There were Jewish people from every nation on earth, representing many languages. As the Holy Spirit enabled the disciples to speak in other languages, all of the people gathered there heard the gospel in their own language.


When the Holy Spirit was first sent to earth, a tremendous revival occurred as many heard the message of the gospel in their own language. The Holy Spirit helps us, in our lives, to explain to people the message of the gospel in a way

they can understand. He helps us to have the courage and wisdom to know what to say.

Don't underestimate the ability of children to be witnesses for Jesus. At this time in their lives, faith in God is a simple and natural part of life. What a wonderful time to encourage them to freely share what God is doing in their lives. Children can be taught to share their faith simply and plainly. Not only do their testimonies build the faith in their own hearts, they are often an incredible encouragement to others.

**As you teach this lesson, stress to the children that God sent us the Holy Spirit so that we could tell others what He has done for us without being afraid.**

Sensitively and gently lead the children in telling what Jesus has done for them and in praying for friends or family members who might not go to church or know Jesus. Take time to lead the children in praising God for giving them the gift of the Holy Spirit, and to thank the Holy Spirit for His ability to help others know Jesus.



### POWER POINT

Jesus promised me the Holy Spirit.

### MEMORY VERSE

God has given us his Spirit.

—1 John 4:13a

### LESSON SCRIPTURE

Luke 11:13; Acts 1-2

### HIDDEN TREASURE

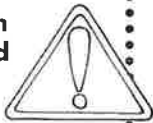
**If you've never done so, write out the story of what God has done for you (as short and simple as possible). Pray that God would provide you with opportunities to share your story this week and that the Holy Spirit would give you the courage to share it.**



**SAFETY FIRST**

Station 2

**Do not let children play with deflated balloons, which pose a serious choking hazard.**



# Going Deeper

Be open to the leading of the Holy Spirit as you look for an opportunity to go deeper with today's lesson. As you present and teach the Power Point, provide a time for the children to tell who Jesus is to them or what He has done for them. Encourage them that this is the way they can tell others about Jesus and that the Holy Spirit will help them. Remind them that inviting their friends to church is another way they can help others to know Jesus.

## Everything You Need

In addition to this list, you will need basic supplies, including: CD player, video equipment, pencils, pens, various colors of construction paper, washable and permanent markers, adult and children's scissors, crayons, glue sticks, white glue, tape, hole punch, smocks, disposable wipes, paper cups, and table and chairs for each Creation Station.

**Welcome Time:** Power Point poster (from Lesson 50) and stickers (or other treat).

**Creation Station 1:** Working microphone (or megaphone).

**Creation Station 2:** Deflated balloon and several battery-operated toys with fresh batteries.

**Creation Station 3:** Several pieces of 8- by 10-inch construction paper, ruler, stapler and stickers.

**Power Praise:** *Power Praise* CDs\*, *Praise Experience* DVD\*, Instrument Pak\* and Tambourines (made in Lesson 40).

**Lesson Introduction:** Manila envelope.

**Sharing God's Word:** Pictures 52-1 and 52-2 and pictures of Jesus from previous lessons.

**Show-n-Teach Time:** Teekaboo puppet\*\*, *Show-n-Teach* DVD, children's Bible, picture of praying hands, small dictionary, earphones, magnet, battery, party invitation and basket.

**Creation Station 5:** Any nutritious snack.


**Creation Station 6:** Gozer puppet\*\* and 1-pound barbell.

**Later, Gator!:** *Power Praise* CD\* and *Fridge Fun* take-home papers.

## Welcome Time

**Props:** Power Point poster (from Lesson 50) and stickers (or other treat).

**Procedure:** Greet children with a smile and ask if they remember what the poster says. Help them to say the Power Point, and reward them with a treat. As you guide children to Creation Stations, tell them that they will learn how the Holy Spirit gives us power.



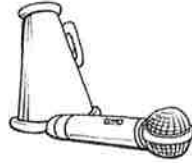
\*Available in Deluxe and Ultimate Combo only.  
\*\*Available in Ultimate Combo only.

# Creation Stations

## Station 1

Props: Working microphone (or megaphone).


**Presentation:** Let's play a game with our voices. I'm going to say something and you repeat it. (Say, "Jesus promised me the Holy Spirit" with your natural voice and have the children repeat it.) Who else can say it? (Allow others to repeat it.) Now listen as I say it into the microphone. Jesus promised me the Holy Spirit. Wow! My voice had power with the microphone. (Select children to come up and repeat the phrase into the microphone.) Your voices had power with the microphone. We have power with the Holy Spirit, too!



## Station 2

Props: Deflated balloon and several battery-operated toys with fresh batteries.

**Presentation:** Look at these toys. They're not moving. They don't have power. What if we turn them on? (Help the children to turn the toys on.) Now they're moving! They have power! (Point to toy without batteries.) This toy isn't moving. It needs power. Oh, I forgot the batteries! (Insert batteries and turn it on.) There, now it has power. (Show balloon.) This balloon doesn't have power either. It's not moving. (Blow it up and release it.) Now it has power. Its power is my breath. Today our Bible lesson is about a special power that Jesus promised to us.



## Station 3

Props: Several pieces of 8- by 10-inch construction paper, ruler, stapler and stickers.

**Preparation:** Accordion-fold the paper to make a fan. (Use folding pattern on page 430, if needed.) Gather pleats together at the bottom of the paper and staple. Complete one craft as an example.

**Presentation:** (Show sample fan.) You can help me teach about power by making a fan. (Distribute supplies and papers to decorate. Staple completed fans.) Lay your fan in front of you. Is it keeping you cool? No. It needs power. Pick it up and wave it. Now is it keeping you cool? Yes, you have given it power to do its job. In today's Bible lesson, we'll learn that the Holy Spirit was given to lots of people to give them power. Let's say, "Jesus promised me the Holy Spirit." (Allow responses.)



### BRIGHT IDEAS

#### Station 3

**Option:** Make rounded square fans out of cardstock, and mount them to craft sticks. Print the Power Point or Memory Verse on the fans for each child. Allow them to decorate with various craft supplies.

## Transition Time

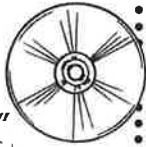
Have children sing along to the *Power Praise* CD as you lead them to the Power Praise area, or lead the following to the tune of "London Bridge."

**Jesus is a gift from God,  
gift from God, gift from God.  
Jesus is a gift from God,  
and He loves me.**

**PRAISE PICKS**

**"I Praise You Lord With The Hands You Made"**  
(Disc 2, #6)

*Miss Patty Cake*



**"Hop To Praising You"**  
(Disc 2, #19)

*Miss Patty Cake*

**"Great Big Praise"**  
(Disc 1, #7)

# Power Praise

**Props:** *Power Praise* CDs, *Praise Experience* DVD, Instrument Pak and Tambourines (made in Lesson 40).

**Presentation:** It's time for Power Praise! God has sent us power through the Holy Spirit. When we praise the Lord, He is right here with us. That's real power! We praise God for Jesus. We praise Him for the Holy Spirit. I'm so glad that Jesus always, always keeps His promises. *Jesus promised us the Holy Spirit* a very long time ago, and He is here! What a great gift! Let's sing some happy praise songs together. Are you ready?

Sometimes it's fun to play outside, to swing and run with our friends. Sometimes it feels good just to snuggle up with our mommies and daddies and be still and quiet. That's how it is with Jesus, too. We love singing fun praise songs about Him, dancing and playing our tambourines. But it's also wonderful to think about snuggling up next to Jesus and to sing quiet worship songs to Him. Would you like to sing to Him now? Good. Sing with me.

# Power Prayer

Doesn't that feel wonderful? That is the presence of the Holy Spirit. He is a wonderful gift to us from Jesus. He loves you so, so much. I'm ready to talk to Him, how about you? (*Allow for responses.*) Let's get ready to pray. Let's close our eyes, bow our heads and fold our hands. Good. That helps us think only about God while we pray.


Lord Jesus, we love You. We love spending time in Your presence. Thank You, Holy Spirit, for coming where we are. Thank You for giving us power to live and share Jesus. In Your name, amen.

# Lesson Introduction

**Props:** Manila envelope.

**Preparation:** Write "Special Delivery" on the envelope. Print the following message and place it inside: "The most important message ever."

**Presentation:** (*Have a helper come in and deliver the envelope.*) Hello children! Do you know what it says on this envelope? It says "Special Delivery." Only very important things come by special delivery. *Delivery* means someone has to bring it to your house and give it to you. Should I open it and find out what is inside? (*Allow for responses. Remove message.*) It says, "The most important message ever." Does anyone know what the most important message is? (*Allow for responses.*) The most important message is that Jesus loved people so much that He died and rose again for them and wants to be their Friend. That is a special delivery! Do you know that Jesus wants you to be a special delivery messenger, just like our helper was? (*Allow for responses.*) Yes, He wants you to deliver the most important message to everyone you know. That is why He sent us the Holy Spirit—to help us live right and to give us power to tell others about Jesus. We have a message to share, and the Holy Spirit helps us share it. The Holy Spirit helps us know what to say. In our Bible lesson, He helps Jesus' disciples to do that.



# Sharing God's Word

Luke 11:13; Acts 1-2

Props: Pictures 52-1 and 52-2\* and pictures of Jesus from previous lessons.



**Presentation:** It was a special day! Jesus had appeared to His disciples! Now something else was about to happen! (*Show Picture 52-1. Point to the disciples, then to Jesus.*) As the disciples listened and watched, Jesus said, "The Holy Spirit will come upon you and give you power. Then you will tell everyone about me...everywhere in the world." After Jesus had said this, He was taken up into a cloud.

Later, Jesus' friends waited in an upstairs room as Jesus had asked. Suddenly a heavenly noise like the sound of a mighty wind filled the room. (*Make the sound of a wind.*) The Helper had come! The Helper, or Holy Spirit, gave each person special words to say. (*Point to your mouth.*)

Before the Holy Spirit came upon them, Jesus' followers had been afraid, but now they had the courage to tell others about Him. (*Make facial expressions to show fear, then courage.*) *Courage* means you are brave, even if you are still afraid.



(*Show Picture 52-2. Cup your hand around your ear.*) Thousands of people listened as Peter, one of Jesus' disciples, said, "God proved that he sent Jesus to you by having him work miracles, wonders and signs. You had evil men put him to death on a cross. But God set him free from death and raised him to life. Death could not hold him in its power. Turn back to God! Be baptized in the name of Jesus Christ, so that your sins will be forgiven."

On that day about three thousand believed his message and were baptized. Everyone was amazed by the many miracles and wonders that the apostles worked.

Children, the best news you can ever share with people is that Jesus loves them and died for them! (*Hug yourself, then hold your arms out straight to make a cross or show a picture of Jesus' death.*)

Where did Jesus come from? (*Allow for responses.*) He came from heaven. What did Jesus do when He walked on earth? (*Allow for responses.*) Jesus did many wonderful things, didn't He? But the most important thing He did for us was to love us so much He was willing to die for us. (*Hold your arms out straight to make a cross.*)

When Jesus died, He took the punishment for all the wrong things we have done. Now we can be friends with Father God. (*Point up.*) That's good news, isn't it? That's news that we need to share, isn't it? Jesus loves you, and He loves me. (*Point to the children, then to yourself.*) Aren't you glad He sent the Holy Spirit to help you have courage to share such good news?

\*To purchase 11- by 17-inch posters of these pictures, call (800) 451-4598.



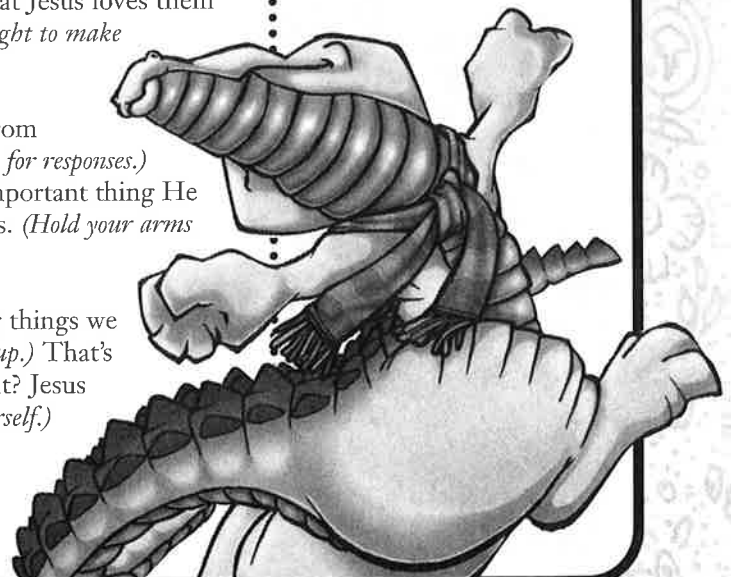
## BRIGHT IDEAS

If time permits, review the lessons from this unit, or perhaps this quarter, by placing Pictures 40-1 through 52-2 on the floor and tossing a beanbag. Children must tell something from the lesson pictured where the beanbag lands.



## LET'S REVIEW

- **What happened to Jesus' friends as they waited in an upstairs room?** *The Holy Spirit came upon them and they began to speak with different words.*
- **What did Peter do?** *He began to tell others about Jesus.*
- **Who will help you tell others about Jesus?** *The Holy Spirit.*



**WIGGLE BREAK**

Allow your children to move by having them stand and shake hands as they say, "Jesus is the Good News." Have them shout it as a group a couple of times and then sit back down.



# Show-n-Teach Time

**Props:** Teekaboo puppet, *Show-n-Teach* DVD, children's Bible, picture of praying hands, small dictionary, earphones, magnet, battery, party invitation and basket.

**Preparation:** Place items in the basket for Teekaboo to carry.

**Teekaboo:** Peekaboo! I have a basket of gifts to remind us that Jesus promised me the Holy Spirit.

**Leader:** [Leader takes basket.] It's very full.

**Teekaboo:** The Holy Spirit is like getting a bunch of gifts from God.

**Leader:** [Hands basket back to Teekaboo] Here.

**Teekaboo:** Here's a Bible and some praying hands. When we don't know how to pray, the Holy Spirit will help us pray.

**Leader:** Great! And here's a dictionary.

**Teekaboo:** That helps me remember that when I don't know what to say, the Holy Spirit will give me the right words.

**Leader:** Very true. And here's a magnet.

**Teekaboo:** That's because the Holy Spirit will always stick with me.

**Leader:** Here are earphones and a battery.

**Teekaboo:** Earphones remind me to listen to the wise Holy Spirit, who will guide me. The battery reminds me that the Holy Spirit gives me power!

**Leader:** Oh, and here's an invitation to a party! How exciting!

**Teekaboo:** Yes. It helps me remember to tell others about Jesus and invite them to a heavenly party!


**Leader:** Great! Let's learn more from our video.

*(Start the video segment now.)*

## Video Presentation

We recommend that you become familiar with the video segment designed for this lesson. Use these questions to lead a discussion with the children after viewing the video. Add your own questions if desired.

- **What noise did Peter and his friends hear?** *A big, strong wind.*
- **What landed gently over Peter and his friends?** *Flames of fire.*
- **What gift did Jesus send to Peter and his friends?** *The Holy Spirit.*
- **When the Holy Spirit came, what did Peter go to do?** *Tell people that Jesus loves them.*
- **Who promised you the Holy Spirit?** *Jesus.*



# Creation Stations

BRIGHT IDEAS

## Station 6

Review the Memory Verses for Units 10-12 by playing the songs from the Power Praise CD (#19-21).

## Station 4

**Procedure:** Teach this song to the tune of "Farmer in the Dell."

Jesus promised me, Jesus promised me,  
The Holy Spirit from above is what He promised me.  
His Spirit gives me power. His Spirit gives me power.  
I can talk a new talk. His Spirit gives me power.

**Presentation:** The Holy Spirit gives us power to pray with our minds and with our spirits. (Point to your head, then to your heart.) He helps us talk to God in words that only God knows. This helps us to be stronger on the inside. (Pray with the children to receive their own special words. Sing second verse.)

## Station 5

Props: Any nutritious snack.

**Procedure:** As you distribute the snack, talk about the power we get from food and the power we get from the Holy Spirit.

**Presentation:** Our snack sure looks good today! I'm very hungry; are you? (Allow for responses.) What would happen if we didn't eat? (Allow for responses.) We'd get very tired, and our bodies would lose power. We need the power that food gives our body. We need the power that the Holy Spirit gives us, too. Do you remember what Jesus promised you? (Allow for responses.) Let's all say, "Jesus promised me the Holy Spirit."



## Station 6

Props: Gozer puppet and a 1-pound barbell.

**Leader:** Class, let's call Gozer! [Class yells for Gozer.]

**Gozer:** [Appears slowly, straining and carrying barbell in his mouth]

**Leader:** Gozer, we can't understand you. What's with that barbell?

**Gozer:** [Sets barbell down] Jesus promised power! I'm waiting on that promise!

**Leader:** Gozer, that is the wrong kind of power. Our Memory Verse in 1 John 4:13a says, "God has given us his Spirit."

The Holy Spirit gives us power and new words to talk to God, not to lift weights!

**Gozer:** Yippity-doo! That weight was too heavy. It's easier for me to talk anyway!

**Leader:** I am glad we could help you, Gozer. Children, let's say our Memory Verse: "God has given us his Spirit."

## Later, Gator!

Play "As

We Go" (Disc 1, #9) as

parents begin to arrive. Make sure children have all crafts and activities made during Creation Stations. As parents pick up children, hand out copies of this week's *Fridge Fun* papers and encourage them to hang them on the refrigerator at home.

**Presentation:** Jesus promised us power.



(Encourage them to respond, "Jesus promised me the Holy Spirit!")

HERE'S HOW

Lesson 44  
Station 3



Copy and cut two fish and five loaves for each child. See page 353 for Procedure instructions.


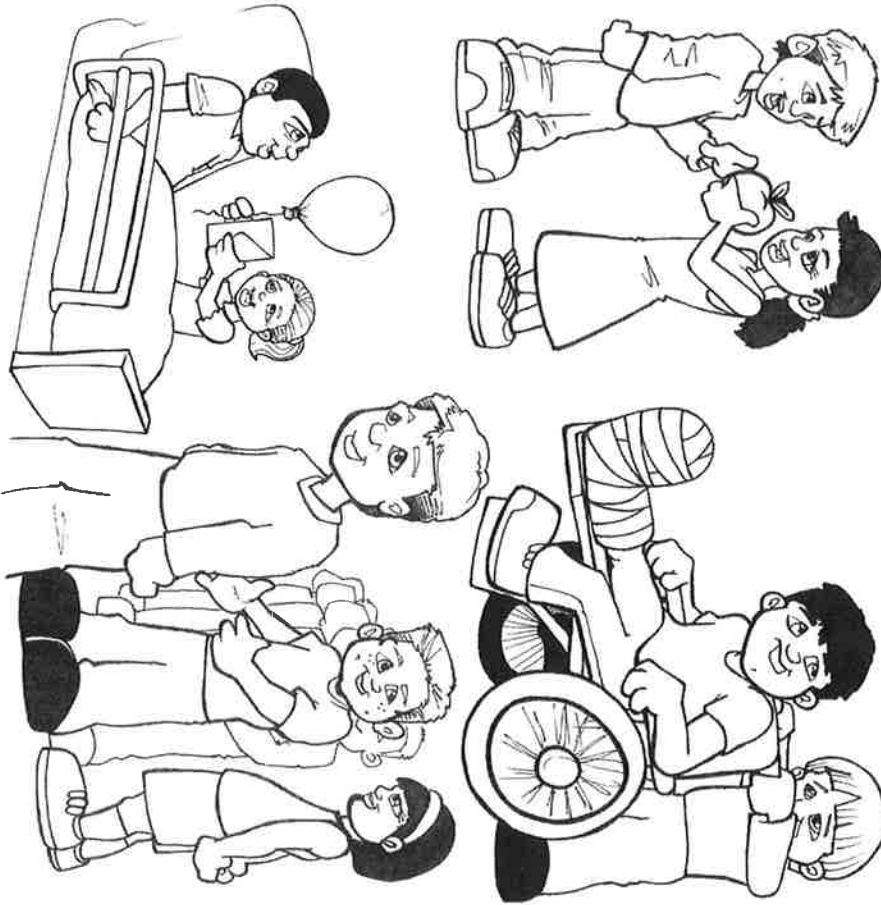


HERE'S HOW

Lesson 45  
Station 2



Make enlarged copies of pictures (one picture per 8½- by 11-inch page) to use as visuals during this activity. See page 361 for Presentation instructions.







**HERE'S HOW**



Lesson 45  
Station 3

Make enlarged  
copies of ginger-  
bread figures  
(one per child). See  
page 361 for further  
instructions.





**HERE'S HOW**

Lesson 46  
Station 3




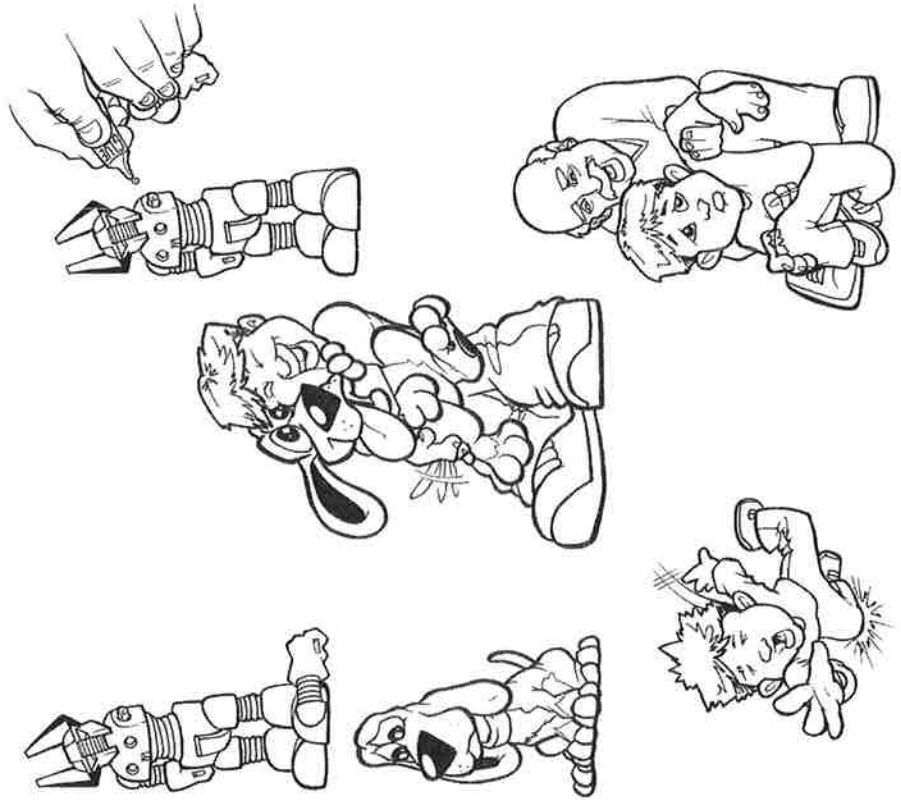
Trace the palm branch onto construction paper (one per child). See page 369 for further instructions.



HERE'S HOW

Lesson 47  
Station 2

Make enlarged copies of each picture (one picture per 8½- by 11-inch page) See page 377 for further instructions.





HERE'S HOW

Lesson 48  
Station 4



Make enlarged copies of the safety symbols to use as visuals during this activity. See page 389 for further instructions.


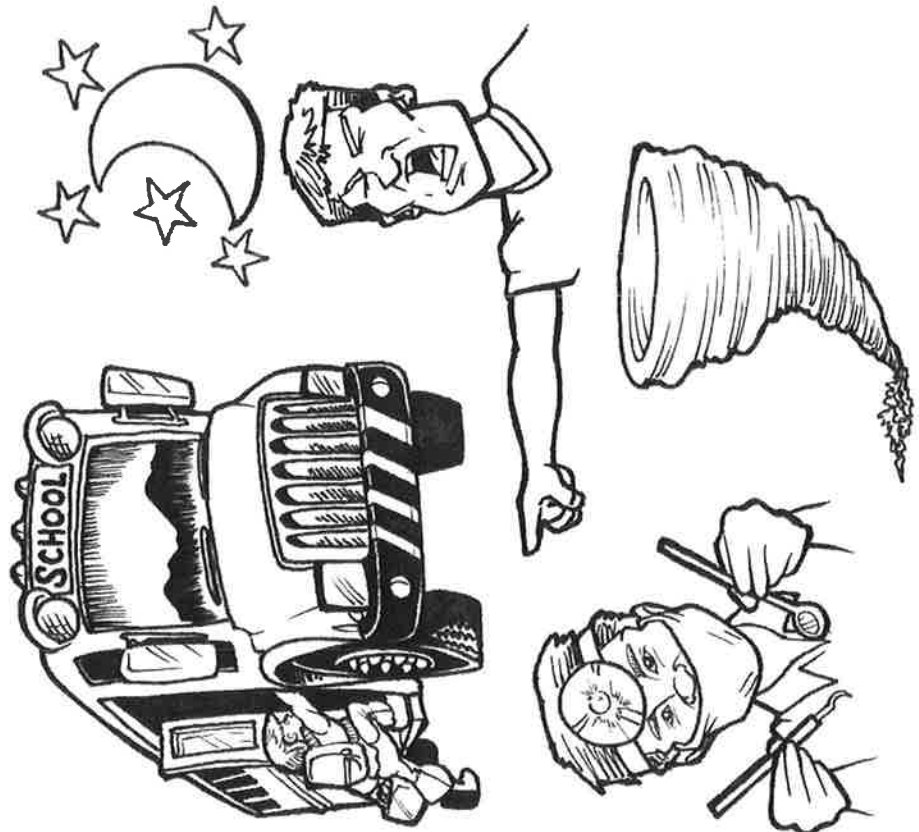


HERE'S HOW

Lesson 49  
Station 2



Make enlarged copies of pictures (one picture per 8½- by 11-inch page) to use as visuals during this activity. See page 393 for further instructions.





HERE'S HOW

Lesson 50  
Station 3



Make enlarged copies of cars and families and mount cars to cardboard. Cut slits in cardboard to allow craft sticks to be inserted in the car windows. See page 401 for further instructions.



**HERE'S HOW**



Lesson 52  
Station 3

Enlarge the fold pattern on 8½-by 11-inch paper and fold accordion-style on the lines to make a fan. See page 417 for further instructions.